


Textiles Year 12 – Preparation for A-level

- Find a garment which you are happy to dismantle and re-assemble. This can be any garment you wish, you may choose to select a number of garments and accessories in order to have a range of fabric sources. If you do not have an old garment you wish to dismantle, you can make your own 'fabrics' using scraps of paper / card / packaging / plastic bags you can find around the house. You can sew, staple or glue these together to make your 'fabrics.'
- Find images in connection with the idea of "isolation". Where possible take your own photos, but you can collect found images from magazines and the Internet.

You are to produce a visual account on the theme of "isolation." This could be an expression of current events, or you could explore the theme of isolation more broadly and interpret it however you like. The tactile nature of Textiles allows you to interpret this in an abstract way that visually describes any negative or positive feelings of isolation.

You will be assessed on how you visually describe and explore this word.

You will work into the garment(s) fabrics in any way that is appropriate to your intentions, you may cut into them, draw onto them, weave into them, stitch things onto them, embroider onto them, add drawings / photos / images to them etc. There are some examples of this below.



Try
embroidering
into your
fabrics


Consider
whether you
would like to
make a new
garment from
a selection of
different
fabrics or
garments



Consider whether
making multiple
items conveys your
ideas more
thoughtfully than
just making one





Try working
texturally to
raise the
surface texture
of your fabrics





Consider incorporating found objects into your textiles

Consider destroying your fabric by tearing or burning it.
Remember your health and safety if you are burning your work – always do this with parent / carer supervision



Consider whether text and writing are powerful tools in conveying your ideas

Remember that Textiles is not always about using just conventional fabrics



Consider whether working 3-dimensionally conveys your ideas more effectively



The work that you produce in this project should include:

- At least 6 pieces of practical work: these could be observational pieces working from your images / photos, or more personal / imaginative pieces. Within these 6 pieces, at least 1 of these must be a sustained observational drawing and must show your strengths in at least 3 different types of materials i.e. your work must not all be done in 1 type of media.
- At least 2 artists that link to your ideas.
- Images / photos / maps / that show where your ideas / artwork came from.
- Writing that explains your thought processes and ideas.
- In this project we are looking to find out about you, what kind of artwork you enjoy creating, and what you are interested in exploring within Art & Design.