





Welcome to Year 11 German



Course structure & exams - please see document below

Assessments - there will be an end of module test that will cover some or all of the 4 skills - listening, reading , writing and speaking.

Homework - in year 11 the department will set a minimum of 1 piece of homework per week.

Paper/skill	PAPER 1: Listening	PAPER 2: Speaking	PAPER 3: Reading	PAPER 4: Writing
Worth	25%	25%	25%	25%
What is assessed?	UNDERSTANDING AND RESPONDING TO DIFFERENT TYPES OF SPOKEN LANGUAGE	COMMUNICATING AND INTERACTING EFFECTIVELY IN SPEECH FOR A VARIETY OF PURPOSES	UNDERSTANDING AND RESPONDING TO DIFFERENT TYPES OF WRITTEN LANGUAGE	COMMUNICATING EFFECTIVELY IN WRITING FOR A VARIETY OF PURPOSES
How is it assessed?	<p>Written exam: 35 minutes (Foundation Tier) 45 minutes (Higher Tier) 40 marks (Foundation Tier) 50 marks (Higher Tier) Each exam includes 5 minutes of preparation time before the recording is played.</p>	<p>7-9 minutes (Foundation Tier) + preparation time 10-12 minutes (Higher Tier) + preparation time</p> <p>60 marks for each </p>	<p>Written exam: 45 minutes (Foundation Tier) 1 hour (Higher Tier)</p> <p>60 marks for each</p>	<p>Written exam: 1 hour (Foundation Tier) 1 hour 15 minutes (Higher Tier)</p> <p>50 marks at Foundation Tier and 60 marks at Higher Tier </p>
Questions	<p>SECTION A Questions in English, to be answered in English</p> <p>SECTION B Questions in TL, to be answered in TL</p> 	<p>The format is the same for both Higher and Foundation Tier, but with different stimulus materials and different timings.</p> <p>PART 1 Role play – 2 minutes (15 marks)</p> <p>PART 2 Discussion of Photo Card (15 marks) 2 minutes for Foundation 3 minutes for Higher</p> <p>PART 3 General Conversation (30 marks) 3-5 minutes for Foundation 5-7 minutes for Higher</p>	<p>SECTION A Questions in English, to be answered in English or non-verbally</p> <p>SECTION B Questions in TL, to be answered in the target language or non-verbally</p> <p>SECTION C Translation from the target language into English (a minimum of 35 words for Foundation Tier and 50 words for Higher Tier)</p> 	<p>Foundation tier QUESTION 1 (8 marks) Four sentences in response to a photo QUESTION 2 (16 marks) Short passage QUESTION 3 (10 marks) Translation from English into target language (minimum 35 words) QUESTION 4 (16 marks) Structured writing task (approximately 90 words) – a choice from two questions Higher Tier QUESTION 1 (16 marks) Structured writing task (approximately 90 words) – a choice from two questions QUESTION 2 (32 marks) Open-ended writing task (approximately 150 words) – there is a choice from two questions QUESTION 3 (12 marks) Translation from English into the target language (minimum 50 words)</p>

There is a **Foundation Tier** (grades 1-5) and a **Higher Tier** (grades 4-9). Students **must** take all four question papers at the **same tier**.



GCSE MFL specification



CONTENT

The course covers three distinct themes.

These themes apply to all four question papers.

Learners are expected to understand and provide information and opinions about these themes relating to their own experiences and those of other people.

CONTENT of the GCSE course

Theme 1: Identity and culture

Me, my family and friends – *marriage and relationships*
Technology in everyday life – *social media/mobile technology*
Free-time activities – *music, cinema and TV, food/eating out/ sport*
Customs and festivals

READING

Theme 2: Local, national, international and global areas of interest

Home town, neighbourhood and area
Social issues – *poverty and homelessness, work and jobs, health, crime, drugs, alcohol, smoking*
Global issues – *the environment, poverty, homelessness*
Travel and tourism

Theme 3: Current and future

My studies
Life at school/college
Education post-16
Jobs, careers, choices and ambitions

- ✓ Demonstrate understanding by being able to scan for particular information.
- ✓ Organise and present relevant details, draw inferences in context and
- ✓ Recognise implicit meaning where appropriate (implicit = suggested though not directly addressed).
- ✓ You will need to translate a short passage from French/Spanish into English.

TIPS FOR SUCCESS

Learn vocabulary

1. Use www.memrise.com
2. Use www.gutlanguageskills.co.uk – or *zut* or *Oye!*
3. Use www.linguascope.com
4. Use www.quizlet.com

Revise grammar

1. Use www.languagesonline.org.uk
2. Practise forming verbs in different tenses using <http://www.language-gym.com/>

Develop your listening skills

1. Use <http://lyricstraining.com/> regularly
2. Listen to French / Spanish / German radio and music

Develop your speaking skills

1. Use www.acapela-group.com if you are struggling with pronunciation
2. Come and use LCR after school

Stay organised and do your homework

Use Active Learn

Keep your books and other resources neat and tidy, as you will need to revise from these in Year 11

