

Stepping up to

Spanish A Level

Summer Preparation Booklet

from GCSE to A-level

The West Brigidford School

Congratulations on choosing to study Spanish at A - Level. The best way to prepare yourself is to ensure that you have a firm grasp of the language and skills which you have already used at GCSE. A little bit of work over the summer holidays will make you more confident when you start the course in September and prepare you for a more independent approach to learning.

Name: _____


What is in this pack?

Textbooks & content of the course.....	1
Format of the exam	2
How to prepare for Spanish at AS Level.....	3
<u>Buy</u>	3
<u>Download on your phone</u>	3
<u>Watch</u>	3
Television	3
Short Spanish videos.....	3
Movies	3
DVDs.....	3
<u>Listen</u>	4
Radio.....	4
Debates on the radio	4
Podcasts	5
Songs	5
Activities from songs	6
<u>Read</u>	7
Sing up for Twitter	7
Newspapers and Magazines.....	7
Websites.....	7
On-line dictionary	7
Vocabulary.....	7
<u>Grammar Practice</u>	8
What should I know by now?.....	8
Links to Grammar Practice Exercises	8
Music to practice grammar.....	9
<u>Mind map developing practice</u>	11
Tasks	12
<u>Task Log 1</u>	13
<u>Task Log 2</u>	14


Handy Vocab.....15

Textbooks for next year

Year 1: AQA Spanish Alevel Year 1 and AS (OUP)



Grammar: AQA Alevel Spanish Grammar & Translation Workbook



Content of the course

Year 1	Year 2
Unit 1 - Los valores tradicionales y modernos	Unit 1 - La inmigracion
Unit 2 - El ciberespacio	Unit 2 - El racismo
Unit 3 - La igualdad de sexos	Unit 3 - La convivencia
Unit 4 - La influencia de los ídolos	Unit 4 - Jovenes de hoy ciudadanos de manana
Unit 5 - La identidad regional	Unit 5 - Monarquias y dictaduras
Unit 6 - El patrimonio cultural	Unit 6 - Movimientos sociales

Literary works & film:

- El laberinto del fauno (Guillermo del Toro)
- La casa de Bernarda Alba (Federico Garcia Lorca)

Paper 1: Listening, reading & writing (50% of Alevel) 100 marks 2h30min

Paper 2: Writing (20% of ALevel) 80 marks 2h

Paper 3: Speaking (30% of ALevel) 60 marks 21-23 mins

Format of the exam

Paper 1: Listening, reading and writing
What's assessed <ul style="list-style-type: none">• Aspects of Hispanic society• Artistic culture in the Hispanic world• Multiculturalism in Hispanic society• Aspects of political life in Hispanic society• Grammar
How it's assessed <ul style="list-style-type: none">• Written exam: 2 hours 30 minutes• 100 marks• 50% of A-level
Questions <ul style="list-style-type: none">• Listening and responding to spoken passages from a range of contexts and sources covering different registers and adapted as necessary. Material will include complex factual and abstract content and questions will target main points, gist and detail. Studio recordings will be used and students will have individual control of the recording. All questions are in Spanish, to be answered with non-verbal responses or in Spanish (30 marks).• Reading and responding to a variety of texts written for different purposes, drawn from a range of authentic sources and adapted as necessary. Material will include complex factual and abstract content and questions will target main points, gist and detail. All questions are in Spanish, to be answered with non-verbal responses or in Spanish (50 marks).• Translation into English; a passage of minimum 100 words (10 marks).• Translation into Spanish; a passage of minimum 100 words (10 marks). <p>No access to a dictionary during the assessment.</p>

Paper 2: Writing	+ Paper 3: Speaking
<p>What's assessed</p> <ul style="list-style-type: none"> One text and one film or two texts from the list set in the specification Grammar 	<p>What's assessed</p> <ul style="list-style-type: none"> Individual research project One of four themes ie Aspects of Hispanic society or Artistic culture in the Hispanic world or Multiculturalism in Hispanic society or Aspects of political life in Hispanic society
<p>How it's assessed</p> <ul style="list-style-type: none"> Written exam: 2 hours 80 marks in total 20% of A-level 	<p>How it's assessed</p> <ul style="list-style-type: none"> Oral exam: 21–23 minutes (including 5 minutes preparation time) 60 marks in total 30% of A-level
<p>Questions</p> <ul style="list-style-type: none"> Either one question in Spanish on a set text from a choice of two questions and one question in Spanish on a set film from a choice of two questions or two questions in Spanish on set texts from a choice of two questions on each text. All questions will require a critical appreciation of the concepts and issues covered in the work and a critical and analytical response to features such as the form and the technique of presentation, as appropriate to the work studied (eg the effect of narrative voice in a prose text or camera work in a film). <p>No access to texts or films during the assessment.</p> <p>No access to a dictionary during the assessment.</p> <p>Students are advised to write approximately 300 words per essay.</p>	<p>Questions</p> <ul style="list-style-type: none"> Discussion of a sub-theme with the discussion based on a stimulus card (5–6 minutes). The student studies the card for 5 minutes at the start of the test (25 marks). Presentation (2 minutes) and discussion (9–10 minutes) of individual research project (35 marks). <p>No access to a dictionary during the assessment (including 5 minutes preparation).</p> <p>Students may take the assessment only once before certification.</p> <p>Assessments will be conducted by either the centre or a visiting examiner and marked by an AQA examiner.</p>

For further and complete information about the course and the assessment criteria, visit

<http://filestore.aqa.org.uk/resources/spanish/specifications/AQA-7691-SP-2016.PDF> specification issued by AQA.

How to prepare for Spanish at AS Level

You have a few weeks in which to really prepare for your AS Level in Spanish. The leap from GCSE to AS Level is significant. At AS and A level you will be exploring topics in greater detail and moving to wider issues concerning society and the Hispanic society

Your work will be also different, as you will be expected to work more independently and take more responsibility for your own learning. The aim of this booklet is to start developing that independence, as you will have total freedom to choose what you are doing. This booklet contains links to a huge range of media, most of which is available for free online as well as tasks to complete before September. In order to keep pace, it is vital that you work through the tasks. Little and often is better than cramming this all into the last two weeks of August! Try to build some of them into your daily routine...



Buy...

In September you will be told by your teacher (s) how they would like you to organise your folder. In order to be able to follow the pace of the lessons you will need to buy the textbook and bring it to school at all times, you can already buy it from amazon: https://www.amazon.co.uk/Level-Year-Spanish-Student-Book/dp/0198366906/ref=sr_1_3?ie=UTF8&qid=1498216840&sr=8-3&keywords=oxford+aq+spanish+as+level.

Also, you will need a grammar book for independent work: <https://www.amazon.co.uk/AQA-Level-Spanish-Translation-Workbook/dp/0198415559>

Download on your phone...

There are certain apps that will help you both in class and at home. They are free.

Quizlet	To revise vocabulary. You will play an active part in creating vocabulary lists.
Wordreference	Online dictionary. Several languages are available if you are a dual-linguist.
Elmundo & elpais	Spanish online newspapers. You must keep up to date with the Spanish current affairs.
bbcnews	Local, national and international current affairs
Twitter	Keep up to date by following the current affairs and re-tweeting people in your class.
Kindle reader	For studying literature, you might want to get the eBook of the work to study (y13)

Watch...

Television

Watch the latest news in Spanish <http://www.rtve.es/>, or even some culinary delights with Spanish Master Chef <http://www.rtve.es/television/masterchef/> or some football <http://www.rtve.es/deportes/champions-league/>.

Or watch some cartoons in Spanish with your baby brother or sister; <http://www.rtve.es/infantil/>.

You can also access the TV using:

- Your own TV. If you get Euronews, you can put it into Spanish by pressing the red button
- A very good website to find series and programs is <http://www.mitele.es/>
- BBC Website <http://www.bbc.co.uk/education/subjects/z4dqxnb>. If you have trouble bringing the website up, type in www.bbc.co.uk/education. Then select England GCSE and scroll down until you find Modern Foreign Languages. Behind both the Speaking and Listening tabs there are loads of great videos to watch that only last a few minutes and they are a great way to practice your listening skills.

Short Spanish videos

<http://www.lingus.tv/category/learn-spanish-videos/> website with Spanish videos at different levels.

Movies

Broadway Cinema often shows films in Spanish that you would not normally get to see at the cinema.

DVDs

We also have a range of DVDs in Spanish - let us know if you would like to borrow a DVD. Normally it is free but a deposit of £5.00 is required to borrow a DVD over the summer time, as it is a long period.

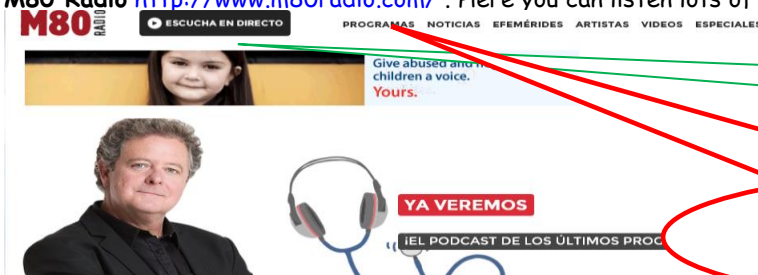
Listen...

To the radio - The great thing about listening to the radio is that you can get on with something else at the same time (tidying your room??). Listen live using the *Escuchar Ahora* or the *En directo* button.

- **Radio Nacional de España (RNE) (www.rtve.es)** - if you click RADIO and then scroll down, on the left hand side it has different sections (see black circle) and on the right hand side it has where you can listen live (see red circle)



- **Radio Nacional.** Sus programas llegan a todos los públicos. Noticias, entretenimiento, cultura, deportes...
- **Radio 3** is the station that the young listen to. It is just like Radio 1 or Capital FM ,
- **Radio 5** es la radio dedicada al mundo de la actualidad, con noticias durante las 24 horas del día.
- **Los cuarenta principales** <http://los40.com/> - This is the radio station where you can listen live the latest hits.
- **M80 Radio** <http://www.m80radio.com/> . Here you can listen lots of music either live or podcasts of all programmes.



- **www.newsinslowspanish.com VERY GOOD** - (listening) News-based website where you can choose the speed at which the news is read. The script is available too and vocabulary explained by hovering the mouse over the word.

DEBATES ON THE RADIO

1. **Sobre la crisis y el desempleo:** http://www.ivoox.com/crisis-desempleo-catedratico-economia-audios-mp3_rf_701891_1.html
2. **Sobre los inmigrantes y la repatriación:** http://www.ivoox.com/hispanorama-582-03-la-repatriacion-desplazados-africa-audios-mp3_rf_1100981_1.html
3. **Sobre los valores de los jóvenes y los valores tradicionales:** http://www.ivoox.com/que-valores-siguen-presentes-paso-del-audios-mp3_rf_958298_1.html
4. **Sobre el envejecimiento y las relaciones intergeneracionales:** http://www.ivoox.com/sobre-mesa-el-envejecimiento-activo-y-audios-mp3_rf_1109183_1.html
5. **Sobre la prohibición del velo en las escuelas:** http://www.ivoox.com/gabinete-hay-prohibir-velo-en-audios-mp3_rf_260276_1.html
6. **Sobre las deudas de los clubes de fútbol:** http://www.ivoox.com/deuda-clubes-futbol-audios-mp3_rf_1105241_1.html

To podcast

www.spanishPod101.com Listening practice. You have to create a free account in order to access it.
<http://audiria.com/> variety of free podcasts

To songs

The great thing about listening to the radio is that you can get on with something else at the same time. Listen live using on the radio or you could download Spanish music on iTunes or listen them on www.youtube.co.uk

Ideas of what to do with the songs:

- the activities below

-find 2 or 3 Spanish singers that you might like

- you could print the lyrics and look for unknown vocabulary

- some songs are translated into English (ej. Shakira) - compare them

Activities with songs

- **El canto del loco - AQUELLOS AÑOS LOCOS-** <https://www.youtube.com/watch?v=nd3lABzEWYw>

....., de tus tardes de recreo
 de tus cromos y tebeos
 de las series que se para ti
 de ese erizo que rosa
 tú ser ficha roja
 y tener todas las cosas
, sólo había dos canales
 y unos rombos
 si veías o no veías
 una peli que mil efectos especiales
 un tal Dar Vader
 y de un planeta sideral
 tanta ilusión por ser mayor
 que a tus ídolos en el salón
 ser un goleador en el 82
 ser princesa a la que el príncipe no
 Recuerda bien, tus cabañas
 ser un espía
 y tu madre te: "No bien;
 que mil fantasías, y
 que en tu mundo de baldosas amarillas"
 hoy, esa bici que querías
 la de Elliot que nunca conseguirías
 para volar
 conquistando aquella luna
 devolviendo una fortuna
 siendo miembro del Equipo A
 tanta ilusión por ser mayor
 que a tus ídolos en el salón
 ser un goleador en el 82
 ser princesa a la que el príncipe no

1. Escucha la canción, y marca las palabras que no entiendas; después descubre el significado.
2. En una nueva audición, trata de rellenar los huecos. Como puedes ver a esta letra de la canción "Acuérdate" del grupo musical "El Canto del Loco" le faltan la mayoría de formas verbales.
3. Una vez descubiertas todas analiza los verbos de la canción diciendo cual es la persona, el tiempo y el infinitivo del verbo.

Enrique Iglesias - BAILANDO - <https://www.youtube.com/watch?v=NUsoVIDFqZg>

Yo te _____, se me _____ la respiración

Cuanto tu me _____ se me _____ el corazón

(Me _____ lento el corazón)

Y en silencio tu mirada dice mil palabras

La noche en la que te suplico que no salga el sol

(_____, _____, _____, _____)

Tu cuerpo y el mío _____ el vacío

_____ y _____ (_____ y _____)

(_____, _____, _____, _____)

Ese fuego por dentro me está _____

Me va _____

Con tu física y tu química también tu anatomía

La cerveza y el tequila y tu boca con la mía

Ya no _____ más (ya no _____ más)

Ya no _____ más (ya no _____ más)

Con esta melodía, tu color, tu fantasía

Con tu filosofía mi cabeza _____ vacía

Ya no _____ más (ya no _____ más)

Yo _____ contigo, _____ contigo

_____ contigo, _____ contigo

Una noche loca (una noche loca)

Ay besar tu boca (y besar tu boca)

Yo _____ contigo, _____ contigo

_____ contigo, _____ contigo una noche loca

Con tremenda nota (Ooooh, ooooh, ooooh, ooooh)

Tu me _____ y me _____ a otra dimensión

(_____ en otra dimensión)

Tu latidos _____ a mi corazón

(Tu latidos _____ a mi corazón)

Que ironía del destino no _____

_____ y _____ la magia de tu olor

(_____, _____, _____, _____)

Tu cuerpo y el mío _____ el vacío

_____ y _____ (_____ y _____)

(_____, _____, _____, _____)

Ese fuego por dentro me está _____

Me va _____

Con tu física y tu química también tu anatomía

La cerveza y el tequila y tu boca con la mía

Ya no _____ más (ya no _____ más)

1 - Completa los huecos con los verbos de la tabla que escuches

Bailar- enloquecer- vivir- palpar- subir- cortar- llenar- mirar- parar- bajar- tocar- saturar- estar (x2) -tener- poder (x9)- querer- abrazar- llevar- acelerar (x2)- sentir

2 - Lee este texto y subraya la opción correcta:

Enrique Iglesias, un conocido cantante español. Para que lo conozcas mejor, aquí tienes algunos datos de su biografía. Busca en internet y elige entre las opciones la correcta para completarla.

Enrique Iglesias nació en

Barcelona/Bilbao/Madrid el 8 de mayo de 1985/1975/1977. Es hijo de un reconocido actor/cantante/escritor español:

Julián/Mariano/Julio Iglesias.

Enrique Iglesias ha vendido más de 100/50/200 millones de copias y está situado entre los cantantes con más éxito de todo el mundo.

Con tu filosofía mi cabeza _____ vacía

Y ya no _____ más (ya no _____ más)

Ya no _____ más (ya no _____ más)

Yo _____ contigo, _____

contigo

_____ contigo, _____ contigo

Una noche loca (una noche loca)

Ay besar tu boca (y besar tu boca)

Yo _____ contigo, _____ contigo

_____ contigo, _____ contigo una noche loca

Con tremenda nota (Ooooh, ooooh, ooooh, ooooh)

Read...

Sign up to Twitter for authentic text that you can quickly flick through.

Following a page a page that teaches you a **word a day** is a fantastic way of building your vocabulary.



- **@SpanishDict** - **very useful**. Learn Spanish on the web. Tweets a random Spanish word.
- **@EduLearnSpanish** - Learn 3 new words a day on Twitter!
- **@spanishlanguage** - **very useful**. Learn Spanish with free resources, social media, and research-based software that works. Tweets expressions, phrases, words and articles in Spanish
- **@lafrasedeldia** - Más que palabras. A Spanish site which tweets inspirational sayings for each day..
- **@muyinteresante** - Revista de ciencia, historia, tecnología, salud, psicología, innovación y curiosidades. A Spanish news organisation that tweets in Spanish only. Great for practicing your reading skills.
- **@superbritanico** - Funny tweets that translate literally Spanish sayings into English ... good to learn Spanish sayings

Newspapers and Magazines

Read a foreign language newspaper - **El País** in Spanish is available in larger paper shops. In central news in the avenue (West Bridgford) if you ask them they can deliver it to the shop. El País has its own website <http://elpais.com/> so that you can read the paper online. You do not have to read the whole paper, just scan the headlines & pick out ONE article that grabs your attention.



This website gives you access to newspapers all over the world. Here is the link to a range of Spanish papers.

<http://www.mediatico.com/en/newspapers/europe/spain/national/>

In Spain there is also a news website for young people: <http://primerasnoticias.com/>. It has sections on the Internet and Mobile Technology; Science and Wildlife; Education; Culture; Sport; Society and Health.

To catch up on the latest gossip take a look at <http://www.hola.com/>. This is our equivalent of Hello! Magazine.

Websites

<http://es.maryglasgowplus.com/students> -Magazines with reading and listening tasks. There are three different levels.

Look at the BBC website <http://www.bbc.co.uk/languages/spanish/tv/onlinenews.shtml> for links to Spanish programmes available on line. <http://www.bbc.co.uk/mundo/> takes you through to news in Spanish.

If you are searching for information, try switching to the Spanish www.es.wikipedia. Remember that anyone can write on Wikipedia so you must validate your research elsewhere and never quote from it! It is a good place to start though.

A website in English with some great links to various topics: <http://spanish.about.com/>

Spanish lessons of different levels <http://www.spanishlearninglab.com/> and <http://www.studyspanish.com/tutorial.htm>

On-line dictionary

A good on-line dictionary is: <http://www.wordreference.com/>

Vocabulary

<http://www.memrise.com/> & <https://quizlet.com/>. Please create accounts as we will use them a lot.

TOP TIP: Don't look up every word you are not sure of when reading an article/ book

Skim & scan the text to get the gist. Remember to use the context or the article, cognates and common sense to figure out what the article is saying. Pick out a couple of words that you like the look of, that you feel may be real hurdles to getting the idea of the text, look them up carefully and add them to your vocab booklet. The aim at this stage is to get the gist of the article, not be able to translate it completely. You will be surprised how much more enjoyable reading will be.

Grammar Practice

What should I know by now?

This is a common question asked by students about to start their AS level. You should be able to:

TOPIC	CONTENT
Recognise and use a range of tenses with regular	Regular -AR, -ER, -IR verbs: Present Preterite Imperfect Near Future (ir + a + inf.) Future (eg. Será) Conditional (eg. sería) Perfect (eg. he sido) Pluperfect (eg. había sido)
Recognise and use a range of tenses with irregular	Common irregular verbs: ser, estar, tener, hacer, ir Present Preterite Imperfect Near Future (ir + a + inf.) Future (eg. Será) Conditional (eg. sería)

You should also have a look at some of the basic grammar that we have learnt throughout KS3 & KS4 such as: adjective agreements, word order, adjectives and pronouns (personal, possessive, demonstrative, Object Direct and Indirect), a revision of the subjunctive we saw...

Links to Grammar Practice Exercises

The grammar areas in the box above are in Spanish GCSE Revision Guides which are available on Amazon for less than £5. Try CGP, Pearson or Letts which also has a CD with it. Also look at your KS4 Vocabulary Books - ask your teacher if you need a new one. The following websites are also very useful interactive sites for grammar and language based activities. Take a look at them. They wouldn't be on here if they weren't worth a look.

- Languages on line: The Grammar Revision resources on www.languagesonline.org.uk are great as you can then select what tense you want to revise, read the explanations and complete the exercises. You can do these as often as you like and it gives you a percentage. Another useful tactic is to translate the examples and exercises into English to ensure you understand the meaning of each tense.



You can look up AS Resources or just do some Grammar revision

Lightbulb languages at <http://www.lightbulblanguages.co.uk/resources-sp-al.htm>

- www.studyspanish.com Very detailed grammar explanations and practice tasks, including tests. For some of the tasks you need to subscribe and pay but there are enough free resources available to everyone.

Music to practice grammar

. **Stem - changing verbs:** Escucha <https://www.youtube.com/watch?v=tIpzfs5tBJU> y completa con los verbos que faltan:

------(tener, yo) que confesar que a veces, no me gusta tu forma de ser,
 luego te me desapareces y no -----(entender, yo) muy bien ¿por qué?
 No -----(decir, tu) nada romántico cuando llega el atardecer,
 -----(ponerte) de un humor extraño con cada luna llena al mes.
 Pero todo lo demás le gana lo bueno que me (dar tu),
 solo tenerte cerca, -----(sentir, yo) que -----(volver yo) a empezar.
 Yo -----(quererte) con limón y sal, yo -----(quererte) tal
 y como -----(estar, tu) no hace falta cambiarte nada.
 Yo te quiero si -----(venir, tu) o si -----(ir, tu), si -----(subir, tu)
 y -----(bajar tu) si no estás seguro de lo que -----(sentir, tu).
 Tengo que confesarte ahora, nunca creí en la felicidad,
 a veces algo se le parece pero es pura casualidad.
 Luego -----(venirme) a encontrar, con tus ojos -----(darme) algo más,
 solo tenerte cerca, siento que vuelvo a empezar.
 Yo te quiero con limón y sal, yo te quiero tal
 y como estas no hace falta cambiarte nada.
 Yo te quiero si vienes o si vas, si subes
 y bajas si no estas seguro de lo que sientes.(x2)
 Solo tenerte cerca, siento que vuelvo a empezar

Ahora escribe todos los verbos anteriores al lado de su infinitivo:

tener	entender
decir	poner
sentir	volver
Dar	querer
estar	venir
ir	

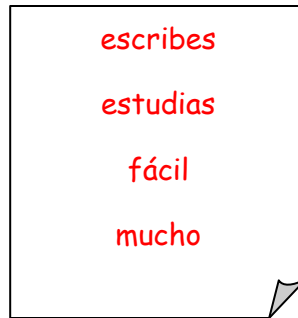
Ahora clasifícalos:

- Primera persona irregular:
- e>IE:
- o>UE:
- e>I:
- Totalmente irregular:

Estudiar el presente - La reina del POP - La oreja de Van Gogh <https://www.youtube.com/watch?v=9qS-VDvFGJwan>

1. Mirad estas primeras estrofas de la canción. ¿Podéis completar los huecos con una palabra del recuadro?

..... talento y cultura,
 manos bonitas y francés,
 cantas, actúas y pintas,
 poemas, todo lo haces bien.
 Has nacido artista, lo
 se te nota en la cara
 tienes poder.



Firma aquí abajo y verás
 cómo cambia tu vida,
 es muy ganar.

2. En el estribillo se han borrado algunas partes, que hemos sustituido por imágenes. Escuchad y escribid las palabras.

Estribillo: Eres la del pop,
 una diva sin nombre, un montón de ilusión.
 Eres facturas y
 una borrosa,
 una sin olor.



3. En la siguiente parte, alguien tiene que conjugar los verbos que se han quedado en infinitivo por pereza.

Piensa en qué vas a gastar
 todo ese dinero que vas a ganar.
 No (saber, tú) cuánto te (admirar, yo)
 te (aplaudir, yo), te (mirar, yo)
 y te (escuchar, yo) también.

4. Y por último, intentad oír cuál de las tres palabras propuestas es la que cantan en realidad.

Nadie/Nada/Nunca olvidas quién te ayudó,
 quién/qué/cuál estuvo contigo, cómo/quién/qué te enseñó.
 No dejes que nada/nunca/nadie al pasar
 te mire a los ojos, tú debes mandar.

Mind map developing practice

Teachers have noticed that when students start AS, they don't usually have an opinion on the topics to study. It's important that you start building up your knowledge on these areas, the way that you have less work to do later on.

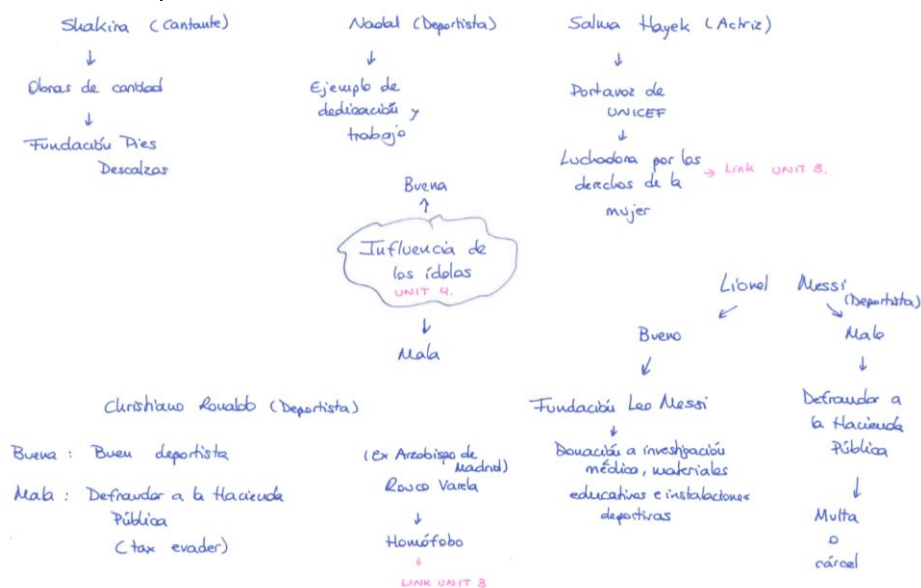
In order to start approaching the level of analysis that you will be expected to do next year, find below the titles of the units to be covered. Note down some ideas/evaluation on the topic, even if it's in English and Spanish, it's a good start.

Generic Topic Area: Aspectos de la sociedad hispánica:

1. Los valores tradicionales y modernos: La familia
 - a. Los cambios en la familia
 - b. Actitudes hacia el matrimonio/divorcio
 - c. La influencia de La Iglesia Católica
2. El ciberespacio: Internet y las nuevas tecnologías.
 - a. La influencia de Internet
 - b. Las redes sociales: beneficios y peligros
 - c. Los móviles inteligentes en nuestra sociedad
3. La igualdad de derechos:
 - a. La mujer en el mercado laboral
 - b. El machismo y el feminismo
 - c. Los derechos de los gays y de las personas transgénero.

Generic Topic Area: Cultura artística en el mundo hispánico:

1. La influencia de los ídolos (why are they so influential?)
 - a. Cantantes y músicos
 - b. Estrellas de televisión y cine
 - c. Modelos
2. La identidad regional española: cultura y tradición.
 - a. Tradiciones y costumbres
 - b. La gastronomía
 - c. Las lenguas
3. El patrimonio cultural (arquitectura, pintura, música...)
 - a. Sitios turísticos y civilizaciones prehistóricas: Machu Pichu, La Alhambra...
 - b. Arte y arquitectura
 - c. EL patrimonio cultural y su diversidad



Tasks

Complete the task log or make your own one up but you will need to go through it with your Spanish Teacher in September so make sure that it is clear and useful to you. Maybe you prefer to create a blog, anything you prefer will be fine. You may have one week in which you are extremely motivated and one when you are not, but do not leave it all until the end of August. You need to complete a minimum of 9 tasks - you can choose from this list and you can repeat the task, for example if you study two grammatical points, each one of them counts as one entry log. (Each task doesn't need to be massive, just a bit of work).

1. When you look at a website/ link on here, highlight it and note the date and what you thought about it. You can then put a couple of notes in your task log.
2. Summarise, in Spanish, articles (that were in Spanish!) that you have read from one of the websites/ papers above and say why they interested you. If you cannot print the article, make a note of the website.
3. Some of the websites we've suggested have activities linked to the reading/ listening activities, please complete them
4. Watch a foreign language film and review it (c. 200 - 250 words) in Spanish.
5. Watch Spanish TV or videos - write the link and summarise the content or do the activities associated to them in case there are some.
6. Listen to Spanish music: - print lyrics and find vocab, do some activities from the booklet, compare a song that has been translated to English and its Spanish version
7. Listen Spanish Radio or podcasts - write the link and summarise the content or do the activities associated to them in case there are some
8. Grammar - revise grammatical points that you find difficult. Look at the check list in this booklet and make sure you are good at those tenses. For example go onto www.languagesonline.org.uk note down the exercise you did and your score. Or do some exercises from this booklet.
9. If you find any other new websites/ links/ twitter feeds that you think are worth sharing, note them down too.
10. Vocabulary - start building a vocabulary booklet at the back of this booklet or create an electronic version or ask us for a notebook. Also revise and learn new vocabulary in quizlet or memrise.
11. Mind map - Create a mind up on one of the topics to be analysed next year (avoid "idols" as it's my example). This will help you critically understanding and analysing the topics.

We can't wait to start working with you and further enhancing your Spanish skills and discovering together such a beautiful language and culture. Have a wonderful summer!!!!

Task Log 1

Week commencing	Date	Website/ Source	Comments
e.g	26/06/23	Lightbulb Languages	Loads of info and quite fun. Looked at slides about Civil War - need to find out more about this. Will look it up on Wikipedia. Website more interesting than I was expecting.
3 JULIO			
10 JULIO			
17 JULIO			
24 JULIO			
31 JULIO			
07 AGOSTO			
14 AGOSTO			
21 AGOSTO			
28 AGOSTO			

