

# Stepping up to French A Level

Summer Preparation Booklet  
from GCSE to A level

The West Bridgford School

Congratulations on choosing to study French at A Level. The best way to prepare yourself is to ensure that you have a firm grasp of the language and skills which you have already used at GCSE. A little bit of work over the summer holidays will make you more confident when you start the course in September and prepare you for a more independent approach to learning.

Name: \_\_\_\_\_

### What is in this pack?

Textbooks & content of the course.....

Format of the exam .....

How to prepare for French at A Level.....

Buy .....

Download on your phone .....

Watch.....

Television

Short French videos .....

Movies .....

DVDs.....

Listen .....

Radio .....

Debates on the radio .....

Podcasts .....

Songs .....

Activities from songs .....

Read.....

Sing up for Twitter .....

Newspapers and Magazines.....

Websites.....

On-line dictionary .....

Vocabulary.....

Grammar Practice .....

What should I know by now?.....

Links to Grammar Practice Exercises .....

Music to practice grammar.....

Mind map developing practice .....

**Tasks** .....


Task Log 1.....

Task Log 2 .....


Handy Vocab.....

## Textbooks for next year

Year 1: AQA French Alevel Year 1 (OUP)



Grammar: AQA Alevel French Grammar & Translation Workbook



## Content of the course

Year 1	Year 2
Unit 1 - La famille en voie de changement	Unit 1 - Les aspects positifs d'une société diverse
Unit 2 -La "cyber-société"	Unit 2 - Quelle vie pour les marginalisés ?
Unit 3 - Le rôle du bénévolat	Unit 3 - Comment on traite les criminels
Unit 4 - Une culture fière de son patrimoine	Unit 4 - Les ados, le droit de vote et l'engagement politique
Unit 5 - La musique francophone contemporaine	Unit 5 - Manifestations, grèves - à qui le pouvoir ?
Unit 6 - Le septième art	Unit 6 - La politique et l'immigration

### Literary works & film:

Un film: La Haine de Mathieu Kassovitz

## Un livre: No et Moi de Delphine de Vigan

<b>Paper 1: Listening, reading and writing (50% of ALevel)</b>	100 marks	2h30min
<b>Paper 2: Writing (20% of ALevel)</b>	80 marks	2h
<b>Paper 3: Speaking (30% of ALevel)</b>	60 marks	21-23 mins

<b>What's assessed</b> <ul style="list-style-type: none"> <li>Aspects of French-speaking society: current trends</li> <li>Aspects of French-speaking society: current issues</li> <li>Artistic culture in the French-speaking world</li> <li>Aspects of political life in the French-speaking world</li> <li>Grammar</li> </ul>	
<b>How it's assessed</b> <ul style="list-style-type: none"> <li>Written exam: 2 hours 30 minutes</li> <li>100 marks</li> <li>50 % of A-level</li> </ul>	<b>Format of the exam</b>
<b>Questions</b> <ul style="list-style-type: none"> <li>Listening and responding to spoken passages from a range of contexts and sources covering different registers and adapted as necessary. Material will include complex factual and abstract content and questions will target main points, gist and detail. Studio recordings will be used and students will have individual control of the recording.</li> </ul> <p>All questions are in French, to be answered with non-verbal responses or in French (30 marks).</p> <ul style="list-style-type: none"> <li>Reading and responding to a variety of texts written for different purposes, drawn from a range of authentic sources and adapted as necessary. Material will include complex factual and abstract content and questions will target main points, gist and detail.</li> </ul> <p>All questions are in French, to be answered with non-verbal responses or in French (50 marks).</p> <ul style="list-style-type: none"> <li>Translation into English; a passage of minimum 100 words (10 marks).</li> <li>Translation into French; a passage of minimum 100 words (10 marks).</li> </ul> <p>No access to a dictionary during the assessment.</p>	

<b>Paper 2: Writing</b>	+	<b>Paper 3: Speaking</b>
<b>What's assessed</b> <ul style="list-style-type: none"> <li>One text and one film or two texts from the list set in the specification</li> <li>Grammar</li> </ul>		<b>What's assessed</b> <ul style="list-style-type: none"> <li>Individual research project</li> <li>One of four themes ie Aspects of French-speaking society: current trends, Aspects of French-speaking society: current issues, Artistic culture in the French-speaking world, Aspects of political life in the French-speaking world</li> </ul>
<b>How it's assessed</b> <ul style="list-style-type: none"> <li>Written exam: 2 hours</li> <li>80 marks in total</li> <li>20 % of A-level</li> </ul>		<b>How it's assessed</b> <ul style="list-style-type: none"> <li>Oral exam: 21 – 23 minutes (including 5 minutes preparation time)</li> <li>60 marks in total</li> <li>30 % of A-level</li> </ul>
<b>Questions</b> <ul style="list-style-type: none"> <li>Either one question in French on a set text from a choice of two questions and one question in French on a set film from a choice of two questions or two questions in French on set texts from a choice of two questions on each text.</li> <li>All questions will require a critical appreciation of the concepts and issues covered in the work and a critical and analytical response to features such as the form and the technique of presentation, as appropriate to the work studied (eg the effect of narrative voice in a prose text or camera work in a film).</li> </ul> <p>No access to texts or films during the assessment.</p> <p>No access to a dictionary during the assessment.</p> <p>Students are advised to write approximately 300 words per essay.</p>		<b>Questions</b> <ul style="list-style-type: none"> <li>Discussion of a sub-theme with the discussion based on a stimulus card (5–6 minutes). The student studies the card for 5 minutes at the start of the test (25 marks).</li> <li>Presentation (2 minutes) and discussion (9–10 minutes) of individual research project (35 marks).</li> </ul> <p>No access to a dictionary during the assessment (including 5 minutes preparation).</p> <p>Students may take the assessment only once before certification.</p> <p>Assessments will be conducted by either the centre or a visiting examiner and marked by an AQA examiner.</p>

For further and complete information about the course and the assessment criteria, visit

<https://filestore.aqa.org.uk/resources/french/specification/s/AQA-7652-SP-2016.PDF> specification issued by AQA.

## How to prepare for French at A Level

You have a few weeks in which to really prepare for your A Level in French. The leap from GCSE to A Level is significant. At A level you will be exploring topics in greater detail and moving to wider issues concerning French society and the Francophone societies across the globe.

Your work will be also different, as you will be expected to work more independently and take more responsibility for your own learning. The aim of this booklet is to start developing that independence, as you will have total freedom to choose what you are doing. This booklet contains links to a huge range of media, most of which is available for free online as well as tasks to complete before September. In order to keep pace, it is vital that you work through the tasks. Little and often is better than cramming this all into the last two weeks of August! Try to build some of them into your daily routine...



### Buy...

In September you will be told by your teacher (s) how they would like you to organise your folder. In order to be able to follow the pace of the lessons you may like to buy the textbook and bring it to school (You will have access to the book online in September). You can buy it from Amazon:

[https://www.amazon.co.uk/Level-Year-French-Student-](https://www.amazon.co.uk/Level-Year-French-Student-Book/dp/0198366884/ref=sr_1_1?keywords=oxford+aga+french+as+level.&qid=1561032010&s=gateway&sr=8-1)

[Book/dp/0198366884/ref=sr\\_1\\_1?keywords=oxford+aga+french+as+level.&qid=1561032010&s=gateway&sr=8-1](https://www.amazon.co.uk/Level-Year-French-Student-Book/dp/0198366884/ref=sr_1_1?keywords=oxford+aga+french+as+level.&qid=1561032010&s=gateway&sr=8-1)

Also, you will need a grammar book for independent work: [https://www.amazon.co.uk/AQA-Level-French-Translation-](https://www.amazon.co.uk/AQA-Level-French-Translation-Workbook/dp/0198415532/ref=pd_bxgy_14_img_2/261-0445268-2131468?encoding=UTF8&pd_rd_i=0198415532&pd_rd_r=f6624f4c-9352-11e9-9d75-a13e6cb07e3f&pd_rd_w=YJIZC&pd_rd_wg=35ZIo&pf_rd_p=07e3e597-b71b-4701-a3fd-d79c50f48406&pf_rd_r=C7NWN864K4Q8TRACOFDD&psc=1&refRID=C7NWN864K4Q8TRACOFDD)

[Workbook/dp/0198415532/ref=pd\\_bxgy\\_14\\_img\\_2/261-0445268-](https://www.amazon.co.uk/AQA-Level-French-Translation-Workbook/dp/0198415532/ref=pd_bxgy_14_img_2/261-0445268-2131468?encoding=UTF8&pd_rd_i=0198415532&pd_rd_r=f6624f4c-9352-11e9-9d75-a13e6cb07e3f&pd_rd_w=YJIZC&pd_rd_wg=35ZIo&pf_rd_p=07e3e597-b71b-4701-a3fd-d79c50f48406&pf_rd_r=C7NWN864K4Q8TRACOFDD&psc=1&refRID=C7NWN864K4Q8TRACOFDD)

[2131468?encoding=UTF8&pd\\_rd\\_i=0198415532&pd\\_rd\\_r=f6624f4c-9352-11e9-9d75-](https://www.amazon.co.uk/AQA-Level-French-Translation-Workbook/dp/0198415532/ref=pd_bxgy_14_img_2/261-0445268-2131468?encoding=UTF8&pd_rd_i=0198415532&pd_rd_r=f6624f4c-9352-11e9-9d75-a13e6cb07e3f&pd_rd_w=YJIZC&pd_rd_wg=35ZIo&pf_rd_p=07e3e597-b71b-4701-a3fd-d79c50f48406&pf_rd_r=C7NWN864K4Q8TRACOFDD&psc=1&refRID=C7NWN864K4Q8TRACOFDD)

[a13e6cb07e3f&pd\\_rd\\_w=YJIZC&pd\\_rd\\_wg=35ZIo&pf\\_rd\\_p=07e3e597-b71b-4701-a3fd-](https://www.amazon.co.uk/AQA-Level-French-Translation-Workbook/dp/0198415532/ref=pd_bxgy_14_img_2/261-0445268-2131468?encoding=UTF8&pd_rd_i=0198415532&pd_rd_r=f6624f4c-9352-11e9-9d75-a13e6cb07e3f&pd_rd_w=YJIZC&pd_rd_wg=35ZIo&pf_rd_p=07e3e597-b71b-4701-a3fd-d79c50f48406&pf_rd_r=C7NWN864K4Q8TRACOFDD&psc=1&refRID=C7NWN864K4Q8TRACOFDD)

[d79c50f48406&pf\\_rd\\_r=C7NWN864K4Q8TRACOFDD&psc=1&refRID=C7NWN864K4Q8TRACOFDD](https://www.amazon.co.uk/AQA-Level-French-Translation-Workbook/dp/0198415532/ref=pd_bxgy_14_img_2/261-0445268-2131468?encoding=UTF8&pd_rd_i=0198415532&pd_rd_r=f6624f4c-9352-11e9-9d75-a13e6cb07e3f&pd_rd_w=YJIZC&pd_rd_wg=35ZIo&pf_rd_p=07e3e597-b71b-4701-a3fd-d79c50f48406&pf_rd_r=C7NWN864K4Q8TRACOFDD&psc=1&refRID=C7NWN864K4Q8TRACOFDD)

You will have access to an iPad at all times in school so you may prefer to use the digital textbook instead.

### Download on your phone...

There are certain Apps that will help you both in class and at home. They are free.

Quizlet	To revise vocabulary. You will play an active part in creating vocabulary lists.
Wordreference	Online dictionary. Several languages are available if you are a dual-linguist.
bbcnews	Local, national and international current affairs
Twitter	Keep up to date by following the current affairs and re-tweeting people in your class.
Kindle reader	For studying literature, you might want to get the eBook of the work to study (y13)

### Watch...

#### Television

Watch the latest news in French or even some great series on Netflix!

**You can also access the TV using:**

- Your own TV. If you get Euronews, you can put it into French by pressing the red button
- A very good website to find series and programs is Netflix/ Amazon video
- BBC Website <http://www.bbc.co.uk/education/subjects/z4dqxnb>. If you have trouble bringing the website up, type in [www.bbc.co.uk/education](http://www.bbc.co.uk/education). Then select England GCSE and scroll down until you find Modern Foreign Languages. Behind both the Speaking and Listening tabs there are loads of great videos to watch that only last a few minutes and they are a great way to practice your listening skills.

#### Movies

**Broadway Cinema** often shows films in French that you would not normally get to see at the cinema.


#### DVDs

We also have a range of DVDs in French - let us know if you would like to borrow a DVD.

## Listen...

To the radio - The great thing about listening to the radio is that you can get on with something else at the same time (tidying your room???)

- RTL ([www.rtlgroup.fr/direct](http://www.rtlgroup.fr/direct))



## To podcast

French Pod 101 Listening practice. You have to create a free account in order to access it.

## To songs

The great thing about listening to the radio is that you can get on with something else at the same time. Listen live using on the radio or you could download French music on iTunes or listen them on [www.youtube.co.uk](http://www.youtube.co.uk)

Ideas of what to do with the songs:

- the activities below
- find 2 or 3 French singers that you might like
- you could print the lyrics and look for unknown vocabulary
- some songs are translated into English - compare them



## Activities with songs

<https://www.youtube.com/watch?v=VHoT4N43jK8>

### Stromae- Alors On Danse

on danse (X3)

Qui dit dit travail,  
 dit taf dit les thunes,  
 Qui dit dit dépenses,  
 Qui dit dit créance,  
 Qui dit dette te dit huissier,  
 Oui : dit assis la merde.  
 dit Amour dit les gosses,  
 Dit et dit divorce.  
 Qui dit proches te dis deuils car ne viennent pas.  
 Qui dit te dis monde dit famine dit tiers- monde.  
 Qui dit fatigue dit réveil sourd de la veille,  
 Alors on sort pour tous les problèmes.

Alors on danse (X9)

Et là tu t'dis que c'est car pire que ça ce serait la .  
 tu crois enfin que tu t'en sors y en a plus et ben y en a encore!  
 Ecstasy dis problème les problèmes ou bien la .  
 Ça t'prends les trips ça te prends la et puis tu pries que ça s'arrête.  
 c'est ton corps c'est pas le ciel tu t'bouches plus les .  
 Et là tu cries encore plus et ça persiste...  
 Alors on  
 Lalalalalala, Lalalalalala,  
 Alors on chante  
 Lalalalalala, Lalalalalala

Alors on chante (x2)

Et puis seulement quand fini, alors on danse.

Alors on danse (x7)

Et ben y en a (X5)

Use the dictionary to find out the French meaning for the following words.

danser : \_\_\_\_\_

l'étude : \_\_\_\_\_

le travail : \_\_\_\_\_

la dépense : \_\_\_\_\_

le crédit : \_\_\_\_\_

la dette : \_\_\_\_\_

le huissier : \_\_\_\_\_

s'asseoir : \_\_\_\_\_

amour : \_\_\_\_\_

le/la gosse : \_\_\_\_\_

toujours : \_\_\_\_\_

le divorce : \_\_\_\_\_

le deuil : \_\_\_\_\_

seul: \_\_\_\_\_

le monde: \_\_\_\_\_

la fatigue : \_\_\_\_\_

sourd : \_\_\_\_\_

oublier : \_\_\_\_\_

la mort : \_\_\_\_\_

puis : \_\_\_\_\_

le corps : \_\_\_\_\_

les oreilles: \_\_\_\_\_

crier: \_\_\_\_\_

persister: \_\_\_\_\_



seulement: \_\_\_\_\_

## Read...

**Sign up to Twitter** for authentic text that you can quickly flick through.

Following a page a page that teaches you a **word a day** is a fantastic way of building your vocabulary



### News outlets:

These accounts are a great way to keep track of current affairs in French-speaking countries. You have the added bonus of being able to compare coverage in both English and French, which can test your reading comprehension and help you slowly increase your comfort with using Twitter in French.

- **@Le Figaro**: France's longest running newspaper outlet with one of the largest circulations. This news outlet leans conservative.
- **@Le Monde**: At 7.6 million followers, this is the [news outlet with the largest following on Twitter](#) in France. It's considered the news provider of intellectuals and academics.
- **@Libération**: *Libération* is a centrist-left news outlet that has wide coverage of world events.

### Entertainment and celebrity accounts:

Sure, news outlets are great for staying educated on the French world, but you can learn a lot by following public figures and personalities. Plus, you can start to get a feel for how French can be applied to a variety of settings.

- **@Equipe de France**: It's no secret that soccer (or football as it's known in Europe) is a big deal in France. Keep on top of news from the national soccer team.
- **@Gad Elmaleh**: GAD is a well-known Moroccan comedian and actor popular in France. He has a huge audience at 7.6 million, and most importantly, he tweets in French.
- **@Vincent Glad**: An independent journalist who has worked for *Slate*, *Libération* and *Brain Magazine*. This is a good account to follow to keep up to date with various issues of interest in a variety of publications.

### Humorous accounts:

You may think you understand the ins and outs of a language... until you come across jokes that make you go, "huh?" Following humorous Twitter accounts will immerse you in a different kind of French vocabulary that's used in humor.

- **@OuiMeNon**: This account has landed on lists of best Tweets of the year, with its short yet oh-so-relatable jokes.
- **@CeciEstMonTweet**: Clever punchline jokes, for the most part, with some political commentary.
- **@Klaire**: A French comedian who goes by *Klaire Fait Grr* (Klaire Goes Grr). She also has a blog, website and YouTube channel.

### French grammar/language accounts:

You can always search for articles on a specific topic, but by following educational accounts, you'll stumble on information you may not find by yourself.

- **@Bescherelle**: Sure, this is a grammar account, but it teaches you about French grammar while entertaining you at the same time.
- **@LL\_French**: Featuring words of the day and other short snippets to up your French ante.
- **@FrançaisToday**: Provides easy-to-digest facts and tips for French grammar and pronunciation. This account also presents information in a combination of French and English which can make it an easily accessible account for beginners.

## Newspapers and Magazines

Read a foreign language newspaper - **Le monde** in French is available in larger paper shops. In central news in the avenue (West Bridgford) if you ask them they can deliver it to the shop. Le monde has its own website <https://www.lemonde.fr/> can read the paper online. You do not have to read the whole paper, just scan the headlines & pick out ONE article that grabs your attention.



To catch up on the latest gossip take a look at <https://closeronline.co.uk/> . This is our equivalent of Hello! Magazine.

## Websites

<https://www.myfrenchblog.com/> -Articles. There are three different levels.

Look at the BBC website <http://www.bbc.co.uk/languages/french/tv/onlinenews.shtml> for links to French

If you are searching for information, try switching to the French [www.fr.wikipedia](http://www.fr.wikipedia). Remember that anyone can write on Wikipedia so you must validate your research elsewhere and never quote from it! It is a good place to start though.

## On-line dictionary

A good on-line dictionary is: <http://www.wordreference.com/>

## Vocabulary

At the end of each module is a double page of vocabulary. It is important for all aspects of the examination that you are familiar with each vocab section. The large amount of words can only be learned by good self discipline and regular revision. Use the following two websites to help you with the vocab - [www.memrise.com](http://www.memrise.com) and [www.quizlet.com](http://www.quizlet.com) both sites already have a lot of user content on them, find something you like and use that regularly.

Use the app for either on your phone to set reminders to access it on a daily basis.

<https://www.memrise.com/course/1992146/y11-into-12-transition/edit/details/>

In order to inspire you to keep with the vocabulary, a regular check will be kept of the leader board

On quizlet, try all of the different games to add variety to your learning, if you don't like a particular study set then search again or alternatively make your own.

You can join our class ! <https://quizlet.com/join/v8sXqewJF>

## TOP TIP: Don't look up every word you are not sure of when reading an article/ book

Skim & scan the text to get the gist. Remember to use the context or the article, cognates and common sense to figure out what the article is saying. Pick out a couple of words that you like the look of, that you feel may be real hurdles to getting the idea of the text, look them up carefully and add them to your vocab booklet. The aim at this stage is to get the gist of the article, not be able to translate it completely. You will be surprised how much more enjoyable reading will be.

## Grammar Practice

### What should I know by now?

This is a common question asked by students about to start their AS level. You should be able to:

TOPIC	CONTENT
Recognise and use a range of tenses with <b>regular</b>	<b>Regular Verbs</b> Present Perfect Imperfect Near Future Conditional Future Pluperfect (eg.había sido)
Recognise and use a range of tenses with <b>irregular</b>	<b>Common irregular verbs</b> Present Perfect Imperfect Near Future (ir + a + inf.) Conditional Future

You should also have a look at some of the basic grammar that we have learnt throughout KS3 & KS4 such as: adjective agreements, word order, adjectives and pronouns (personal, possessive, demonstrative, Object Direct and Indirect), revision of the subjunctive and passive

### Grammar

For the A-level, you will need an in-depth knowledge of grammar. This means being able to explain how to form a variety of different tenses, and being able to use all of the tenses accurately. Your SIS for each week will be to complete exercises from the following book:

Third Edition

# FRENCH VERB DRILLS

R. de Roussy de Sales

MFL SIS - FRENCH - Year 12/13 2018-19.

Deadline	Task	Evidence
	1 infinitive + 2 present -er verbs	Written exercises - self corrected
	3 present -ir	Written exercises - self corrected
	4 present -re	Written exercises - self corrected
	5 imperative	Written exercises - self corrected
	6 present participle	Written exercises - self corrected
	7 future	Written exercises - self corrected
	8 conditional	Written exercises - self corrected
	9 imperfect past	Written exercises - self corrected
	10 être and avoir (present, future, conditional, imperfect)	Written exercises - self corrected
	11 past participle	Written exercises - self corrected
	12 passé composé	Written exercises - self corrected
	13 passé simple	Written exercises - self corrected
	14 present subjunctive	Written exercises - self corrected
	15 the past subjunctive	Written exercises - self corrected
	16 imperfect subjunctive	Written exercises - self corrected

A great website for practising conjugation is <https://conjuguemos.com/> - click on French verbs then pick the section that you want to practise. Again self discipline and repetition are the key to success here



## FRENCH VERB ACTIVITIES Instructions

### ALL TENSES AND MOODS

1. [ALL TENSES ACTIVITY: French](#)

### INDICATIVE MOOD: SIMPLE TENSES

2. [LE PRESENT: -er verbs](#)
3. [LE PRESENT: -ir verbs](#)
4. [LE PRESENT: -re verbs](#)
5. [LE PRESENT: all regular verbs](#)

## Links to Grammar Practice Exercises

The grammar areas in the box above are in French GCSE Revision Guides which are available on Amazon for less than £5. Try CGP, Pearson or Letts which also has a CD with it. Also look at your KS4 Vocabulary Books - ask your teacher if you need a new one. The following websites are also very useful interactive sites for grammar and language based activities. Take a look at them. They wouldn't be on here if they weren't worth a look.

- Languages on line: The Grammar Revision resources on [www.languagesonline.org.uk](http://www.languagesonline.org.uk) are great as you can then select what tense you want to revise, read the explanations and complete the exercises. You can do these as often as you like and it gives you a percentage. Another useful tactic is to translate the examples and exercises into English to ensure you understand the meaning of each tense.

love learning language

Google Custom Search

All units in this section are designed and written by Andrew Balaam.  
If you spot a mistake or have any comments, please send me an e-mail

Quick Links

Primary First Year Learning (Encore Tricolore 1) Second Year Learning (Encore Tricolore 2) Third Year Learning (Tricolore 3) Tricolore Total 4 Grammar  
Vocabulary Topics Crosswords and Quizzes AS Resources A2 Resources

You can look up A Level resources or just do some grammar revision

- Lightbulb languages at <https://www.lightbulblanguages.co.uk/resources-french.htm>

### Mind map developing practice

Teachers have noticed that when students start AS, they don't usually have an opinion on the topics to study. It's important that you start building up your knowledge on these areas, the way that you have less work to do later on.

In order to start approaching the level of analysis that you will be expected to do next year, find below the titles of the units to be covered. Note down some ideas/evaluation on the topic, even if it's in English and French, it's a good start.

### Aspects de la société

- La famille en voie de changement
  - La vie de couple : nouvelles tendances
  - Monoparentalité, homoparentalité, familles recomposées
  - Grand parents, parents et enfants : soucis et problèmes
- La "cyber-société".
  - Comment la technologie facilite la vie quotidienne
  - Quels dangers la cyber-société pose-t-elle ?
  - Qui sont les cybernautes ?
- Le rôle du bénévolat
  - Qui sont et que font les bénévoles ?
  - Le bénévolat : qu'elle valeur pour ceux qui sont aidés
  - Le bénévolat : qu'elle valeur pour ceux qui aident ?

### La culture artistique

- Une culture fière de son patrimoine
  - Le patrimoine sur le plan national, régional et local
  - Le patrimoine et le tourisme
  - Comment le patrimoine reflète la culture
- La musique francophone contemporaine.
  - La diversité de la musique
  - Qui écoute et apprécie la musique francophone contemporaine ?
  - Comment sauvegarder la musique francophone contemporaine
- Le septième art
  - Pourquoi le septième art ?
  - Evolution du cinéma
  - Le cinéma - une passion nationale



## Tasks

Complete the task log or make your own one up but you will need to go through it with your French Teacher in September so make sure that it is clear and useful to you. Maybe you prefer to create a blog, anything you prefer will be fine. You may have one week in which you are extremely motivated and one when you are not, but do not leave it all until the end of August. You need to complete a minimum of 9 tasks and at least 1 must be the mind map practice - you can choose from this list and you can repeat the task, for example if you study two grammatical points, each one of them counts as one entry log. (Each task doesn't need to be massive, just a bit of work).

1. When you look at a website/ link on here, highlight it and note the date and what you thought about it. You can then put a couple of notes in your task log.
2. Summarise, in French, articles (that were in French!) that you have read from one of the websites/ papers above and say why they interested you. If you cannot print the article, make a note of the website.
3. Some of the websites we've suggested have activities linked to the reading/ listening activities, please complete them
4. Watch a foreign language film and review it (c. 200 - 250 words) in French.
5. Watch French TV or videos - write the link and summarise the content or do the activities associated to them in case there are some.
6. Listen to French music: - print lyrics and find vocab, do some activities from the booklet, compare a song that has been translated to English and its French version
7. Listen French Radio or podcasts - write the link and summarise the content or do the activities associated to them in case there are some
8. Grammar - revise grammatical points that you find difficult. Look at the check list in this booklet and make sure you are good at those tenses. For example go onto [www.languagesonline.org.uk](http://www.languagesonline.org.uk) note down the exercise you did and your score. Or do some exercises from this booklet.
9. If you find any other new websites/ links/ twitter feeds that you think are worth sharing, note them down too.
10. Vocabulary - start building a vocabulary booklet at the back of this booklet or create an electronic version or ask us for a notebook. Also revise and learn new vocabulary in quizlet or memrise.
11. Mind map - Create a mind up on one of the topics to be analysed next year. This will help you critically understanding and analysing the topics.

We can't wait to start working with you and further enhancing your French skills and discovering together such a beautiful language and culture.

## Task Log 1

[illegible]



[illegible]

[illegible]

[illegible]